

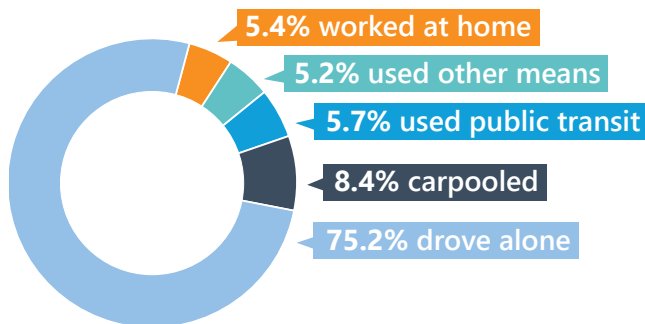
Industry and Agriculture

Total Establishments	359,119
Manufacturing Establishments	14,435
Prof, Sci, Tech Establishments	41,741
Largest Industry Employer	Health Care & Social Assistance
Number of Employees	1,090,104
Farms	52,700
Acres of Land in Farms	7,300,000
Top Agricultural Commodity Value	Milk \$1.95 Billion

Geography

Lowest Point	Sea Level (Delaware River)
Highest Point	3,213' (Mt. Davis, Somerset Co.)
Land Area	44,743 sq. mi.
Water Area	1,312 sq. mi.
Highway System	120,720 Linear Miles
State Owned	34.6%
Local Municipal Owned	64.8%
Record High (July 9 and 10, 1936)	111°F
Record Low (January 5, 1904)	-42°F

Means of Travel to Work



54.8% of households in Pennsylvania have two or more vehicles.

Government

Governor	Tom Wolf
Lieutenant Governor	John Fetterman
U.S. Senators	Bob Casey Jr. Pat Toomey
U.S. Representatives	18
PA General Assembly	50 Senators 203 Representatives
Persons per Representative	63,064
Persons per Senator	256,040
Electoral Votes	20

Basic Facts

Nickname	Keystone State
Motto	<i>Virtue, Liberty, and Independence</i>
Flag	State Coat of Arms on blue field
Statehood	December 12, 1787
Capital	Harrisburg
Counties	67
Municipalities	2,560
State Animal	Whitetail Deer
State Bird	Ruffed Grouse
State Flower	Mountain Laurel
State Tree	Hemlock
State Dog	Great Dane
State Fish	Brook Trout
State Insect	Firefly
State Beverage	Milk
State Fossil	Phacops Rana
State Flagship	U.S. Brig Niagara

Sources: U.S. Bureau of the Census; Bureau of Economic Analysis; U.S. Department of Agriculture; National Center for Education Statistics; PA Departments of Community & Economic Development, Education, Health, Labor & Industry, and Transportation; *County Health Rankings*; *Pennsylvania Abstract*; *County Data Book Series*.

Pennsylvania Facts

2021

-  Population
-  Economics
-  Housing
-  Health Insurance
-  Education
-  Industry & Agriculture
-  Government
-  Geography

Education



High School Graduate or higher, age 25+	91.0%
Bachelor's Degree or higher, age 25+	32.3%
Total Public School Enrollment	1,724,454
Total Non-Public Enrollment	232,575
Drop-Out Rate	1.7%
Avg. Teacher Salary	\$68,141
Public School College Bound	67.3%



Housing



Total Housing Units	5,732,580
Total Households	5,119,249
Family Households	3,228,224
Home Ownership Rate	68.4%
Single Family Units	75.1%
Mobile Homes	3.7%
Majority Home Heating Source: Gas	51.5%
Median Gross Monthly Rent	951
Owner-Occupied Homes with a Mortgage	59.1%
Median Value of Owner-Occupied Housing	\$192,600

Economics



Civilian Labor Force in 2019	6,492,000
Unemployment Rate in 2019	4.4%
Number of Persons in Poverty	1,489,333
Poverty Rate	12.0%
Gross State Product	808.7 Billion

Median Family Income **\$81,075**


Median Household Income **\$63,463**

Per Capita Personal Income **\$58,032**

Population



July 1st, 2019 Estimate	12,801,989
April 1st 2010 Census	12,702,379
Population Rank Among States	5
Estimated Persons per Square Mile	286.1
Net Natural Increase since 2010	90,377
Net Migration Increase since 2010	17,332



Males	6,274,361	49.0%
Females	6,527,628	51.0%
White	9,693,578	75.7%
Black or African American	1,394,630	10.9%
Amer. Indian/Alaska Native	18,846	0.1%
Asian	471,559	3.7%
Native Hawaiian/Pacific Islander	3,936	<0.1%
Two or more races	219,290	1.7%
Hispanic or Latino (of any race)	1,000,150	7.8%
Foreign Born	893,167	7.0%
Residents Born in PA	9,136,828	71.4%
Veterans	710,375	7.0%
Residents with a Disability	1,769,125	14.0%
Median Age		40.8

More Facts



- Over the past 25 years, births from those under the age of 18 declined consistently from 4.3% of all births in 1994 to just 1.1% of all births in 2018.
- According to the Refugee Processing Center, a total of 444 refugees arrived in Pennsylvania during FY2020, many from the Democratic Republic of Congo and Ukraine.
- Approximately 10.0% of Pennsylvanians were divorced in 2019 according to the American Community Survey.

Healthcare Insurance

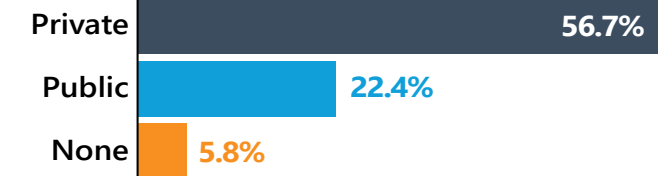


Percent Uninsured by Age

Under 18 Years	4.8%
18 to 64 Years	10.4%
65 Years and Over	4.6%

94.2% of all Pennsylvanians had health insurance in 2019.

Type of Healthcare Insurance



Health and Vital Statistics



Birth Rate	10.6
Mortality Rate	10.5
Top 5 Birth Names for Males	Liam, Noah, Benjamin, Mason, Michael
Top 5 Birth Names for Female	Emma, Olivia, Ava, Charlotte, Sophia
Physician-to-Patient Ratio	
Primary Care	1:1,237
Dentistry	1:1,449
Mental Health	1:484

Find Out More



PennState
Harrisburg

Pennsylvania
State Data Center

777 West Harrisburg Pike Middletown, PA 17057
717-948-6336 | pasdc@psu.edu | pasdc.hbg.psu.edu