



Research Brief

The Commonwealth's Official Source for Population and Economic Statistics

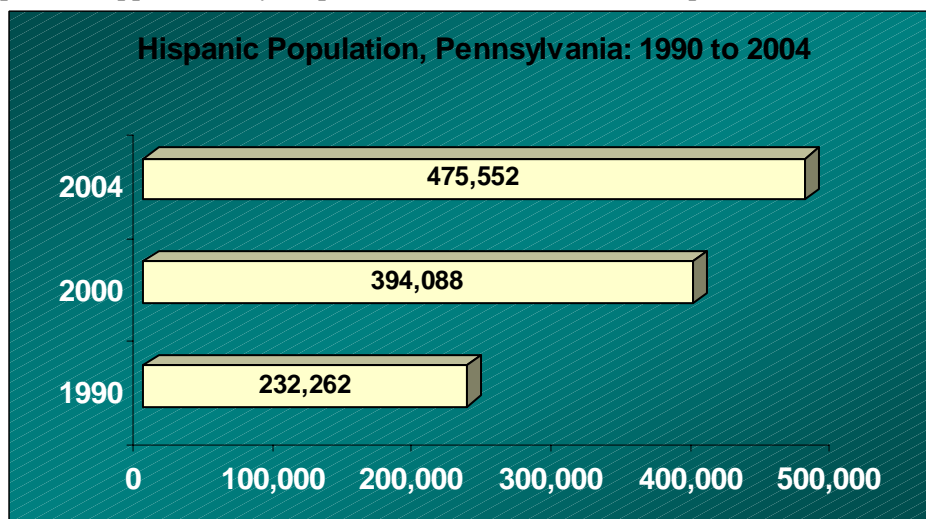
October 5, 2005

National Hispanic Heritage Month: September 15 to October 15 Pennsylvania's Hispanic Population Nears 500,000

MIDDLETOWN, Pa – The Pennsylvania State Data Center at Penn State Harrisburg reports that September 15 to October 15 is National Hispanic Heritage Month. America and Pennsylvania celebrate the culture and traditions of those residents who trace their roots to Spain, Mexico and the Spanish-speaking nations of Central America, South American and the Caribbean from September 15 to October 15. The origins of Hispanic Heritage Month can be traced back to 1968 when Congress authorized President Lyndon B. Johnson to proclaim a week in September as National Heritage Week. The observance was extended to a month (September 15 to October 15) in 1988. September 15 was chosen as the starting date for the celebration because it is the anniversary of independence of five Latin American countries: Costa Rica, El Salvador, Guatemala, Honduras and Nicaragua. In addition, Mexico and Chile celebrate their independence days on September 16 and September 18, respectively.

The Hispanic Population in Pennsylvania

The July 1, 2004 estimated Hispanic population of Pennsylvania was 475,552, 3.8 percent of Pennsylvania's total population of 12.4 million. This is an increase of 20.7 percent from Census 2000 when the Hispanic population in Pennsylvania was 394,088 (3.2 percent of the total population of Pennsylvania). Since Census 2000, Pennsylvania's population has increase by over 125,000 persons, approximately 65 percent of which have been Hispanics.



Age

A comparison between Census 2000 and data collected from the 2003 American Community Survey (ACS) show that the median age of Hispanics in Pennsylvania is significantly lower than the median age for all of Pennsylvania. The median age for Hispanics in 2000 was 24.2 and increased to 25.2 in 2003. The median age for all Pennsylvania in 2000 was 38.0 and increased to 39.1 in 2003.

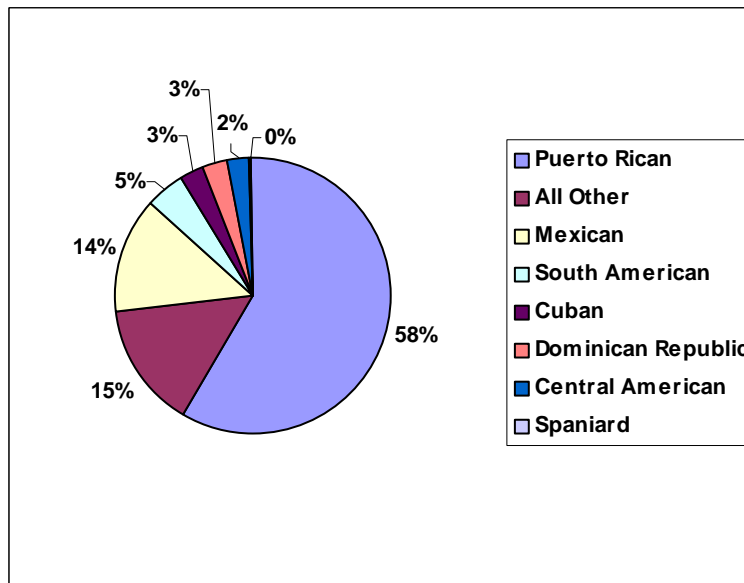
Median Age by Sex, Pennsylvania: Census 2000 and 2003 ACS

Area	Census 2000			2003 ACS		
	Total	Male	Female	Total	Male	Female
Pennsylvania	38.0	36.5	39.4	39.1	37.8	40.3
Hispanics	24.2	24.0	24.5	25.2	25.0	25.4

Origin of Hispanic Population in Pennsylvania

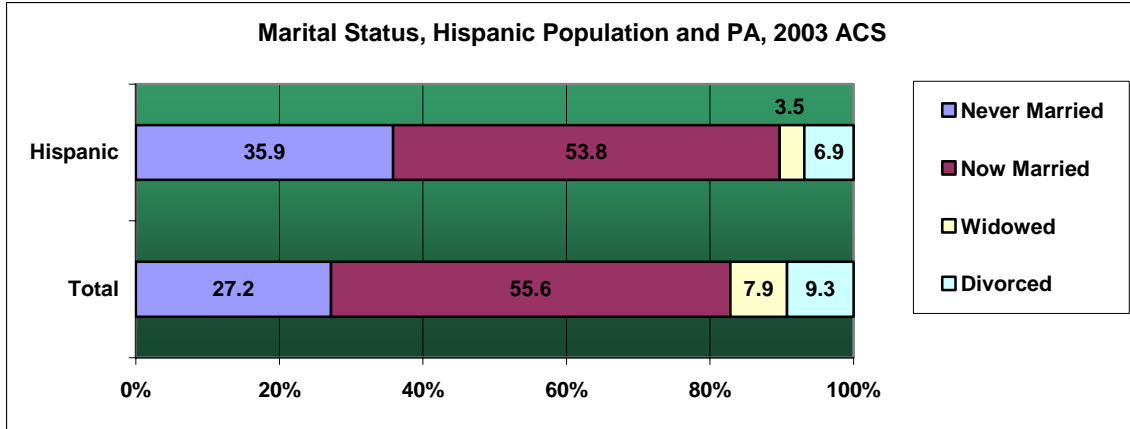
Based on Census 2000, people of Puerto Rican origin were the largest Hispanic group in Pennsylvania at 228,557, accounting for almost 60 percent of the Hispanic population in Pennsylvania. The second largest were those indicating they were of Mexican origin (55,178). The Dominican Republic ranked third at 12,186 followed by Cuba with 10,363.

Hispanic Population by Type of Origin, Pennsylvania: Census 2000



Marital Status

According to the 2003 ACS, 35.9 percent of the Hispanic population age 15 and over have never been married. This percent is higher than the 27.2 percent of all Pennsylvanians who have never been married. The percent of the population of Hispanics who are currently married is closer in number to the entire state. The percent of Hispanics currently married is 53.8 while the entire population is at 55.6 percent.



Labor Force and Unemployment

Data collected from the 2003 American Community Survey shows the percent of Hispanics unemployed is almost double the rate for all of Pennsylvania. Of the over 170,000 Hispanics in the civilian labor force, over 24,000 were unemployed, or 14.1 percent. The percent unemployed for all of Pennsylvania was 7.2 percent.

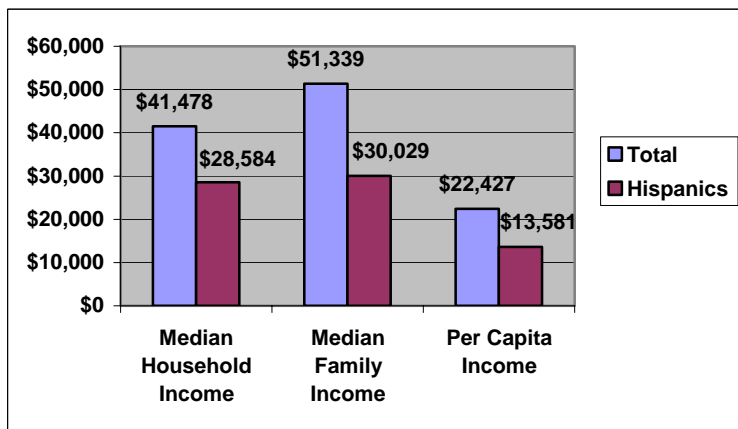
Labor Force and Unemployment, Pennsylvania: 2003

	Total	Hispanics
Population 16 Years and Over	9,440,794	268,706
Civilian Labor Force	6,051,007	170,583
Unemployed	437,746	24,096
Percent Unemployed	7.2	14.1

Income and Poverty

ACS data from 2003 shows that income in the Hispanic population lags behind the total population of Pennsylvania. Per capita income in 2003 for all of Pennsylvania was \$22,427. The Hispanic population's per capita income was \$13,581. Median household income for Hispanic households was \$28,584 in 2003 compared to \$41,478 for all of Pennsylvania. Median family income for Hispanics also trailed the entire state, \$30,029 to \$51,339.

Types of Incomes, Hispanic Population and PA: 2003



Approximately 116,000 Hispanics were in poverty in 2003, which was 28.8 percent of the Hispanic population in Pennsylvania. Statewide the number of person in poverty was 1.3 million, 10.9 percent of the state's population. Additionally, 27.5 percent of all Hispanic families in Pennsylvania were in poverty in 2003. Almost half of the single-parent families for Hispanics in Pennsylvania were in poverty in 2003. The largest sub group of single-parent families was those with female householders with no husband present with related children under 18 years of age. This group had over 15,000 families in poverty in 2003.

Data used in this Research Brief was derived from the following sources: 1990 and 2000 Decennial Census, the July 1, 2004 population estimates and the 2003 American Community Survey. Detailed tables from the 2004 American Community Survey for the Hispanic population are not available at this time. Also note that data from the American Community Survey does not include those people living in group quarters. ACS hopes to include group quarters data in future surveys if funding is provided. For additional information on the Hispanic population in Pennsylvania, please contact the Pennsylvania State Data Center at 717.772.2710 or visit PA STATS at: PaSDC.hbg.psu.edu.

Sources: U.S. Census Bureau, Census 2000, 2003 American Community Survey and Population Estimates Branch

The Pennsylvania State Data Center is the commonwealth's official source for population and economic statistics. It is based at Penn State Harrisburg's Institute of State and Regional Affairs. The Pennsylvania State Data Center is part of the U.S. Census Bureau's National State Data Center Program.

Editors: For additional data, contact the Pennsylvania State Data Center's State Capital Office at 717.772.2710 or for faculty comment on this topic, contact Penn State Harrisburg's Public Information Office at 717.948.6029.