

## Pennsylvania Domestic Out-Migration Trends by Age, 2016

HARRISBURG – IPUMS USA collects and redistributes microdata from the U.S. Census Bureau, including microdata from the American Community Survey. With detailed microdata, it is possible to tabulate Pennsylvania’s out-migrants by age. For the total domestic out-migration trends for residents of Pennsylvania, refer to our [report](#) from November 2018.

### Key trends in PA’s domestic out-migrant by age

- Nearly half of out-migrants are age 18 to 34
- One-third of out-migrants age 65 or over moved to Florida
- Out-migrants under 18 had highest percentage of movement West

### Out-Migration by Region & Age

A high proportion (48.8%) of Pennsylvania’s out-migrants were between 18 and 34 years of age [Figure 1]. Those 35 to 64 years of age accounted for 27.2% of out-migration from Pennsylvania, while those under eighteen years of age accounted for 15.8%. The 65 and over age cohort represented the smallest percentage of out-migration from Pennsylvania (8.2%).

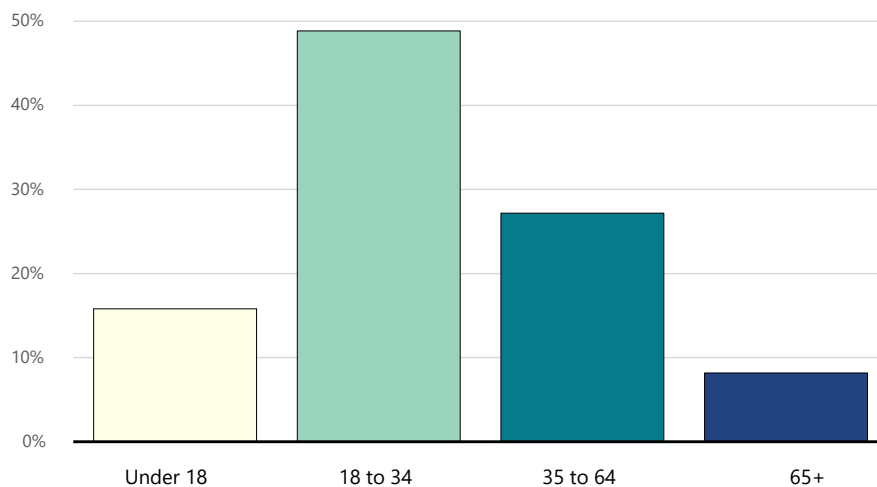


Figure 1. Out-migrant rate by age group.

Out-migration by region was fairly uniform among all age cohorts [Figure 2]. The South was the most popular destination in each age cohort while the West was the least popular. The 65 and over cohort had

the largest percentage of persons moving to the South (62.9%). The 18 to 34 cohort had the highest percentage of movement to the West (14.2%).

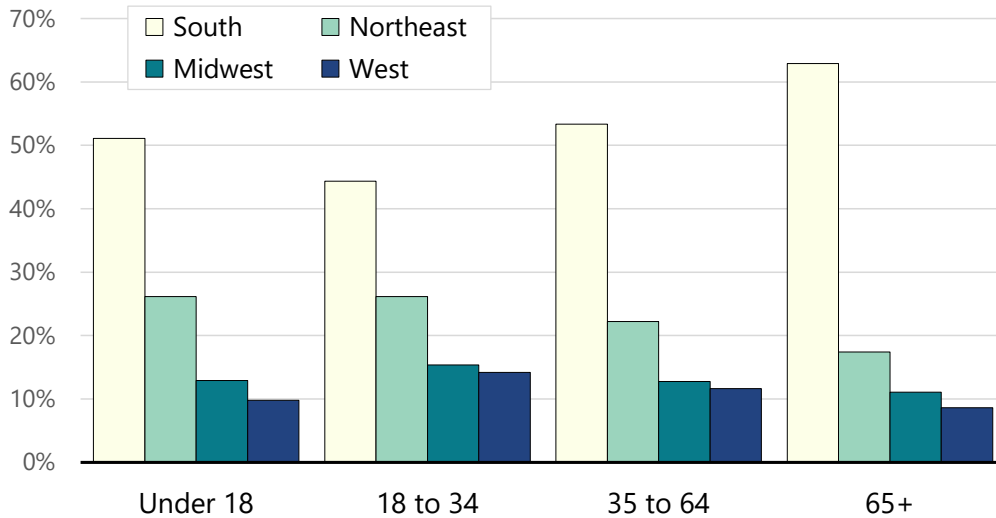


Figure 2. Out-migration by region and age cohort.

**Out-Migration by State & Age**

Out-migrants under 18 years of age represented 15.8% of the population that moved out of Pennsylvania. The top five destinations for this age cohort were Florida (11.9%), New York (9.1%), New Jersey (9.0%), Georgia (6.3%), and Ohio (6.2%) [Figure 3]. These destinations accounted for 42.5% of out-migration from this age cohort. Over a third (35.4%) of out-migrants under 18 years of age moved to a bordering state.

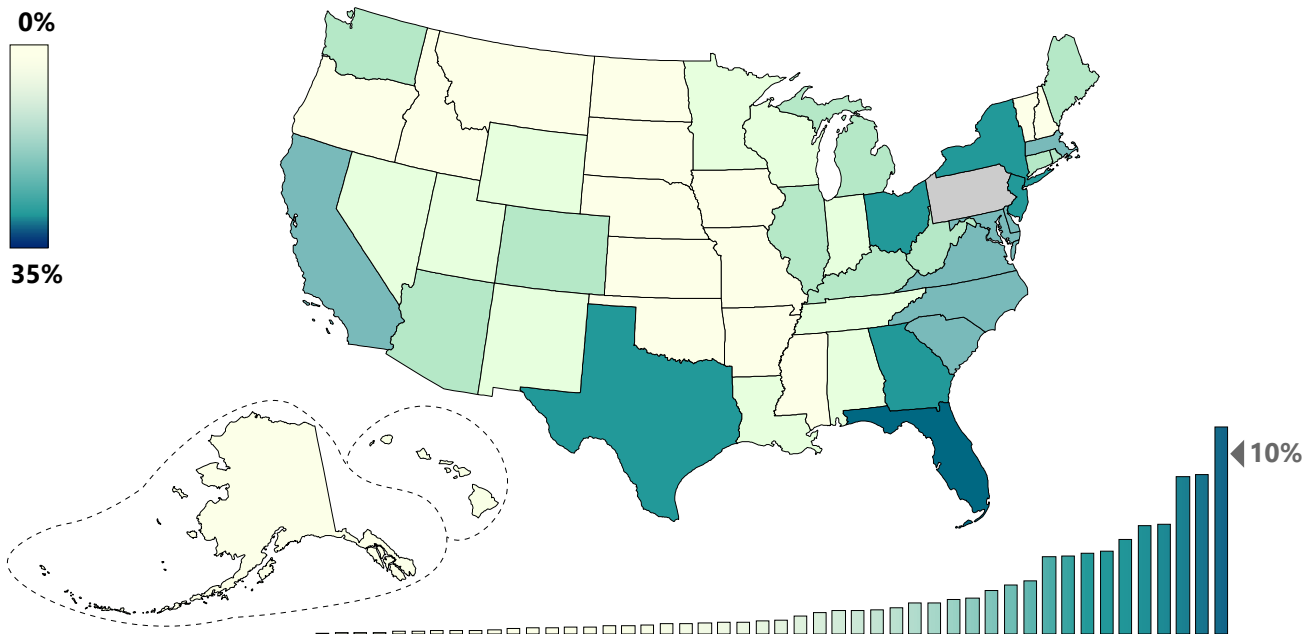


Figure 3. Out-migration of PA residents under 18.

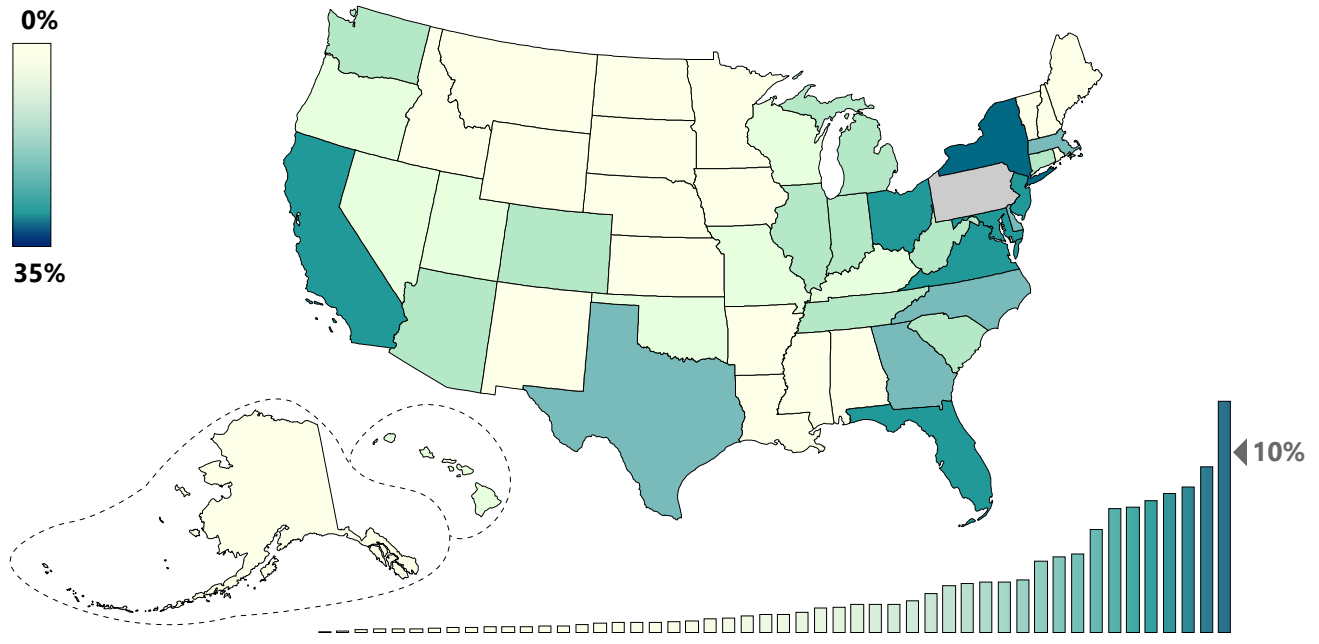


Figure 4. Out-migration of PA residents age 18 to 34.

Out-migrants age 18 to 34 years accounted for 48.8% of the total out-migration from Pennsylvania. The most popular destination for those 18 to 34 years of age was New York (11.2%), followed by New Jersey (8.0%) Florida (7.0%), California (6.7%), and Maryland (6.3%) [Figure 4]. These destinations accounted for 39.2% of out-migration from this age cohort. Pennsylvania’s bordering states accounted for 37.3% of total out-migration from this age cohort.

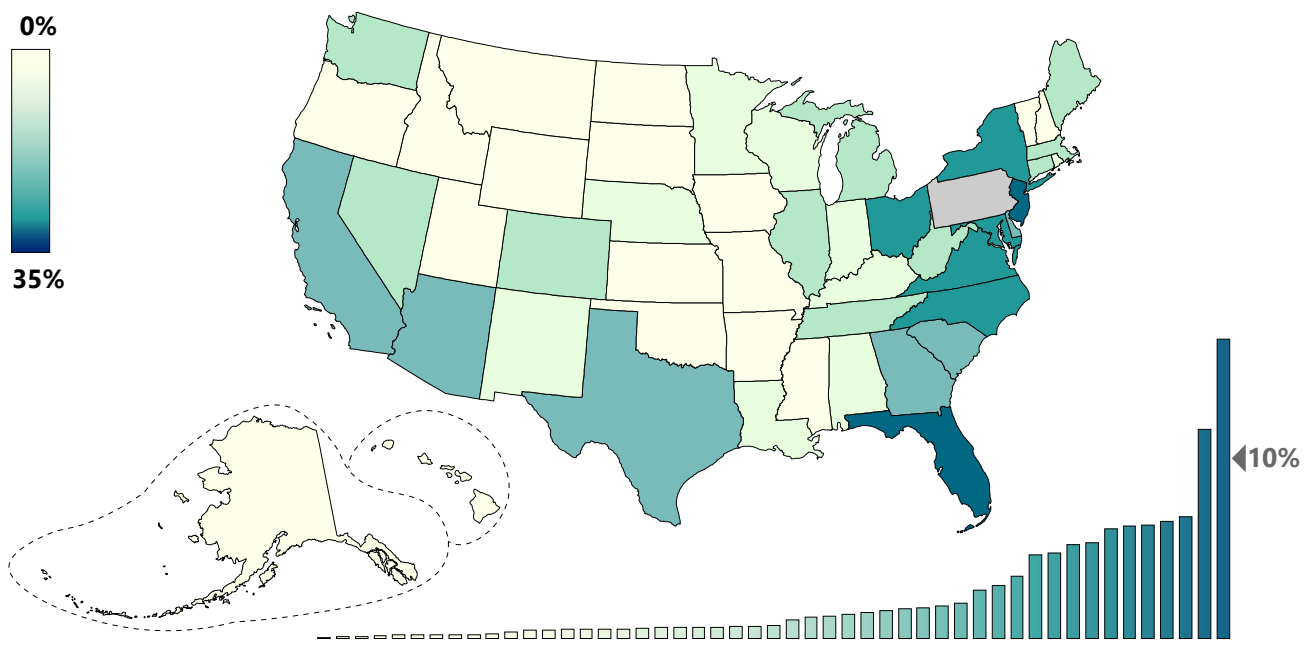


Figure 5. Out-migration of PA residents age of 35 to 64.

Those age 35 to 64 years accounted for 27.2% of the out-migrant population from Pennsylvania. The most popular destination for this age cohort was Florida, which accounted for 14.5% of the emigrating population. Rounding out the top five destinations for this age cohort are New Jersey (10.2%), New York (5.9%), Maryland (5.7%), and North Carolina (5.5%) [Figure 5]. These destinations accounted for 41.8% of out-migration from this age cohort. This age group had 33.2% of its total emigrating population move to a bordering state.

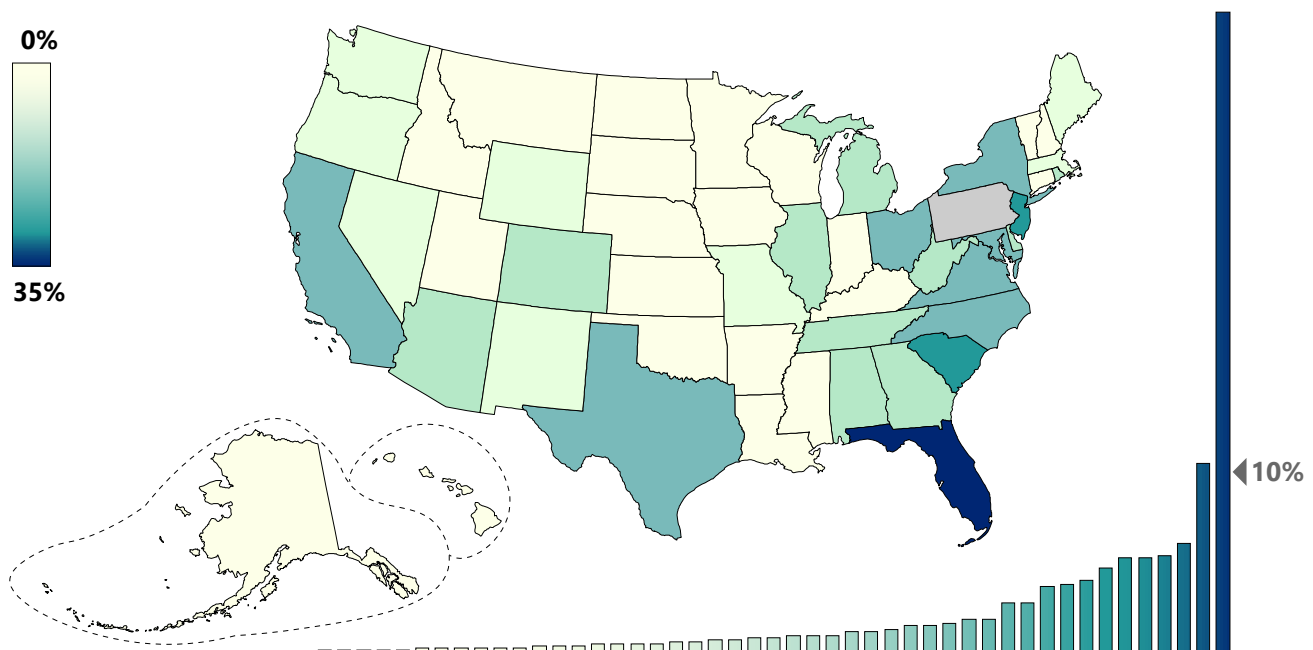


Figure 6. Out-migration of PA residents age 65 or older.

Florida was the most popular destination for the 65 and over cohort (31.0%), and this percentage was substantially larger than any other cohort or destination [Figure 7]. Other popular destinations for the 65 and over cohort were New Jersey (9.1%) South Carolina (5.3%), Maryland (4.7%), and North Carolina (4.6%). These destinations accounted for 54.8% of out-migration from this age cohort. Out-migration to bordering states was lower among those age 65 and over (25.3%) than other cohorts.

**Source:** U.S. Census Bureau, American Community Survey Microdata obtained from **IPUMS-USA**, University of Minnesota, [www.ipums.org](http://www.ipums.org).

The Pennsylvania State Data Center is the Commonwealth's official source for population and economic statistics.

Based at Penn State Harrisburg's Institute of State and Regional Affairs, the Pennsylvania State Data Center is part of the U.S. Census Bureau's National State Data Center Program.

Questions? Contact the Pennsylvania State Data Center at **717.948.6336** or online at [pasdc.hbg.psu.edu](http://pasdc.hbg.psu.edu).

Stay up to date on our releases, follow us on twitter: @PASDC\_PSU